

# Product datasheet

Specifications



Easy Harmony XA2E, Push button, plastic, flush, red, Ø22, spring return, marked O, 1 NC

XA2EA4322

## Main

Range of product	Easy Harmony XA2
Product or component type	Complete push-button
Device short name	XA2
Bezel material	Plastic
Fixing collar material	Plastic

## Complementary

Mounting diameter	22 mm
Sale per indivisible quantity	1
Protective treatment	TC
Operating position	Any position
Fixing center	>= 30 x 40 mm (panel) - thickness: 1...5 mm
Fixing mode	Fixing nut: 2...2.4 N.m
Shape of signaling unit head	Round
Type of operator	spring return
Operator profile	Red flush, O (white)
Contacts type and composition	1 NC
Contact operation	Slow-break
Mechanical durability	1500000 cycles
Connections - terminals	Screw clamp terminal, <= 2 x 1.5 mm² Screw clamp terminal, <= 1 x 2.5 mm² Screw clamp terminal, >= 1 x 0.5 mm² Faston terminals, connection size: 6.3 mm
Tightening torque	0.8 N.m
Short-circuit protection	10 A gL fuse conforming to IEC 60269-1
[Ith] conventional free air thermal current	10 A
[Ui] rated insulation voltage	600 V conforming to IEC 60947-1
[Uimp] rated impulse withstand voltage	6 kV conforming to IEC 60947-1
[Ie] rated operational current	3 A at 240 V, AC-15, A600 0.27 A at 250 V, DC-13, Q600

Electrical durability	500000 cycles, AC-15, 3 A at 230 V, operating rate <60 cyc/mn, load factor: 0.5 conforming to EN/IEC 60947-5-4 500000 cycles, DC-13, 0.2 A at 110 V, operating rate <60 cyc/mn, load factor: 0.5
Electrical reliability	$\Lambda < 10\text{exp}(-8)$ at 24 V
Width	30 mm
Height	42 mm
Depth	54.7 mm
Net weight	0.032 kg

## Environment

Ambient air temperature for storage	-40...70 °C
Ambient air temperature for operation	-25...55 °C
Overvoltage category	Class I conforming to IEC 536
IP degree of protection	IP65 conforming to IEC 60529
IK degree of protection	IK03 conforming to IEC 60529
Standards	IEC 60947-1 IEC 60947-5-1 GB 14048.5 GB 14048.1
Product certifications	CCC CE
Vibration resistance	10 gn (f= 40...500 Hz) conforming to IEC 60068-2-6
Shock resistance	70 gn (duration = 11 ms) for half sine wave acceleration conforming to IEC 60068-2-27

## Packing Units

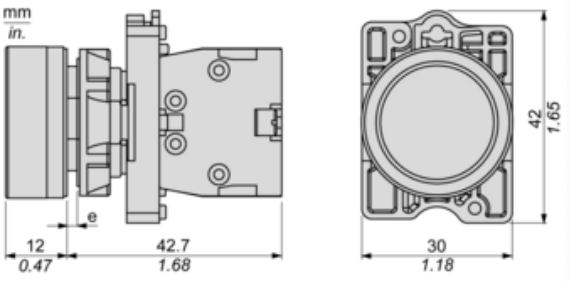
Unit Type of Package 1	PCE
Number of Units in Package 1	1
Package 1 Weight	35.0 g
Package 1 Height	3 cm
Package 1 width	4 cm
Package 1 Length	6 cm
Unit Type of Package 2	S02
Number of Units in Package 2	100
Package 2 Weight	4.65 kg
Package 2 Height	15 cm
Package 2 width	30 cm
Package 2 Length	40 cm
Unit Type of Package 3	PAL
Number of Units in Package 3	2000
Package 3 Weight	92.2 kg
Package 3 Height	60 cm
Package 3 width	80 cm
Package 3 Length	90 cm

## Offer Sustainability

Sustainable offer status	Green Premium product
--------------------------	-----------------------

REACH Regulation	<a href="#">REACH Declaration</a>
REACH free of SVHC	Yes
EU RoHS Directive	Pro-active compliance (Product out of EU RoHS legal scope) <a href="#">EU RoHS Declaration</a>
Mercury free	Yes
RoHS exemption information	<a href="#">Yes</a>
China RoHS Regulation	<a href="#">China RoHS declaration</a>
Environmental Disclosure	<a href="#">Product Environmental Profile</a>
Circularity Profile	<a href="#">End of Life Information</a>
WEEE	The product must be disposed on European Union markets following specific waste collection and never end up in rubbish bins

Dimensions



(e) Clamping thickness: 1 to 6 mm / 0.04 to 0.24 in.

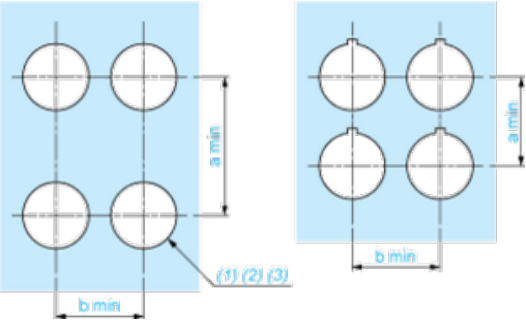
# Product datasheet

## Mounting and Clearance

**XA2EA4322**

### Panel Cut-out for Pushbuttons, Switches and Pilot Lights (Finished Holes, Ready for Installation)

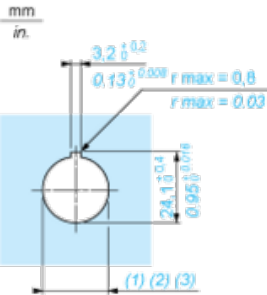
## Connection by Screw Clamp Terminals



- (3) Ø22.5 mm recommended (Ø22.3  $^{+0.4}_0$ ) / Ø0.89 in. recommended (Ø0.88 in.  $^{+0.016}_0$ )

Connections	a in mm	a in in.	b in mm	b in in.
By screw clamp terminals connector	40	1.57	30	1.18
By Faston connectors	45	1.77	32	1.26

### Detail of Lug Recess



- (1) Diameter on finished panel or support
- (2) For selector switches and Emergency stop buttons, use of an anti-rotation plate type ZB5AZ902 is recommended.
- (3) Ø22.5 mm recommended ( $Ø22.3 \text{ }_0^{+0.4}$ ) / Ø0.89 in. recommended ( $Ø0.88 \text{ in. }_0^{+0.016}$ )