

Master Battery Switch

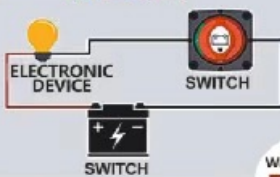
Place Your Text Here



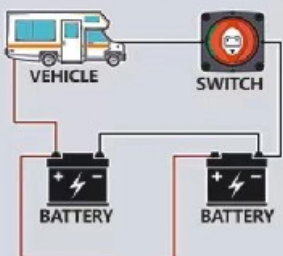
Master Battery Switch

MASTER POWER CUT-OFF SWITCH KIT BATTERY ISOLATOR DISCONNECT

SIMPLE SET-UP

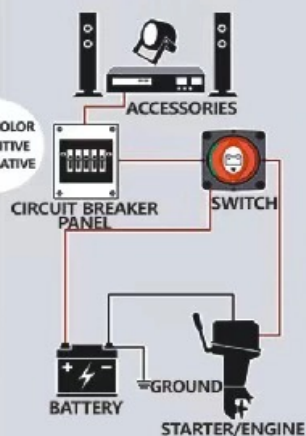


DUAL BATTERY SET-UP



SINGLE ON/OFF SWITCH

WIRE COLOR
■ POSITIVE
■ NEGATIVE



Specifications:

Continuous Rating: 300Amps DC

Intermittent Rating: 455 Amps DC

Cranking Rating: 1250 Amps DC

Voltage Rating: 12-48 Volts DC

Operation: On/Off

Mounting: Recessed or Surface

Ignition Protected

Termination Stud Size:

2x10mm (3/8inch)

Dimensions: 69x69x75Hmm

(2.75x2.75x3h inches)

Tin plated copper studs and nuts