

# GoSolar AirCo




Go<sup>⚡</sup>hop

[www.goshop.energy](http://www.goshop.energy) X @ in f v  
+243 999 249 007 [info@goshop.energy](mailto:info@goshop.energy)

## ON GRID ACDC SCHEMATIC DIAGRAM

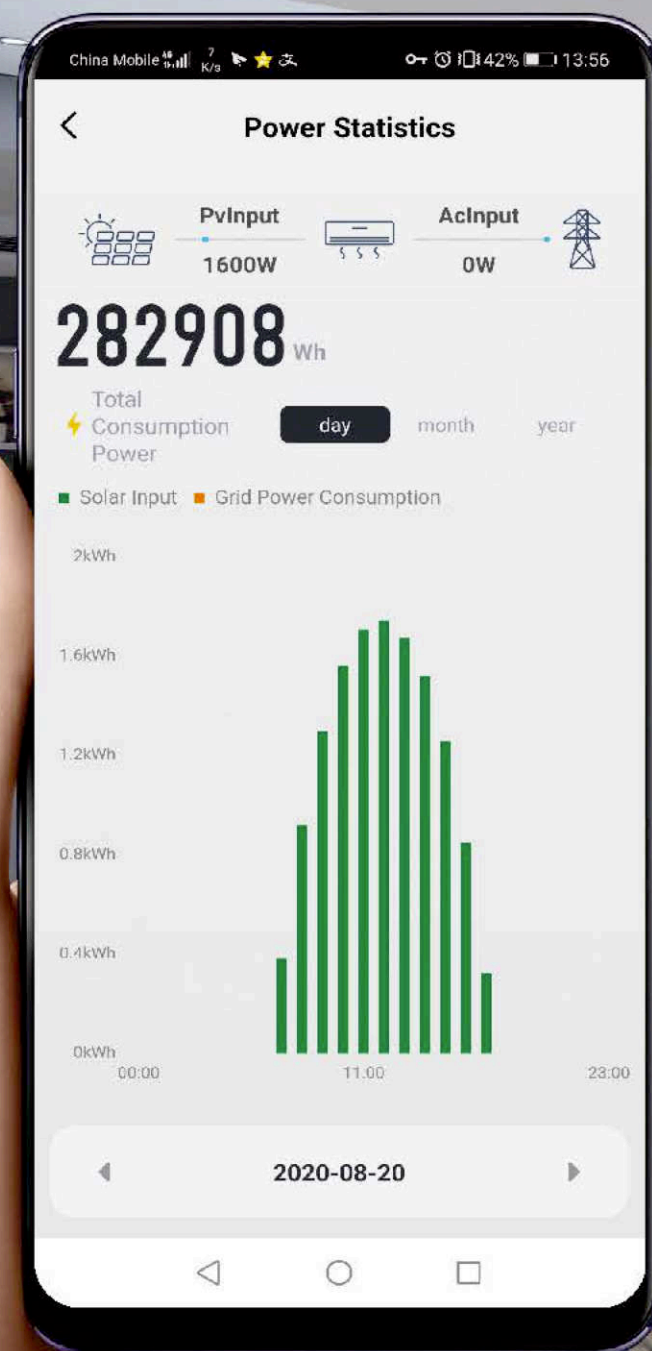


# OFF GRID DC 48V SCHEMATIC DIAGRAM


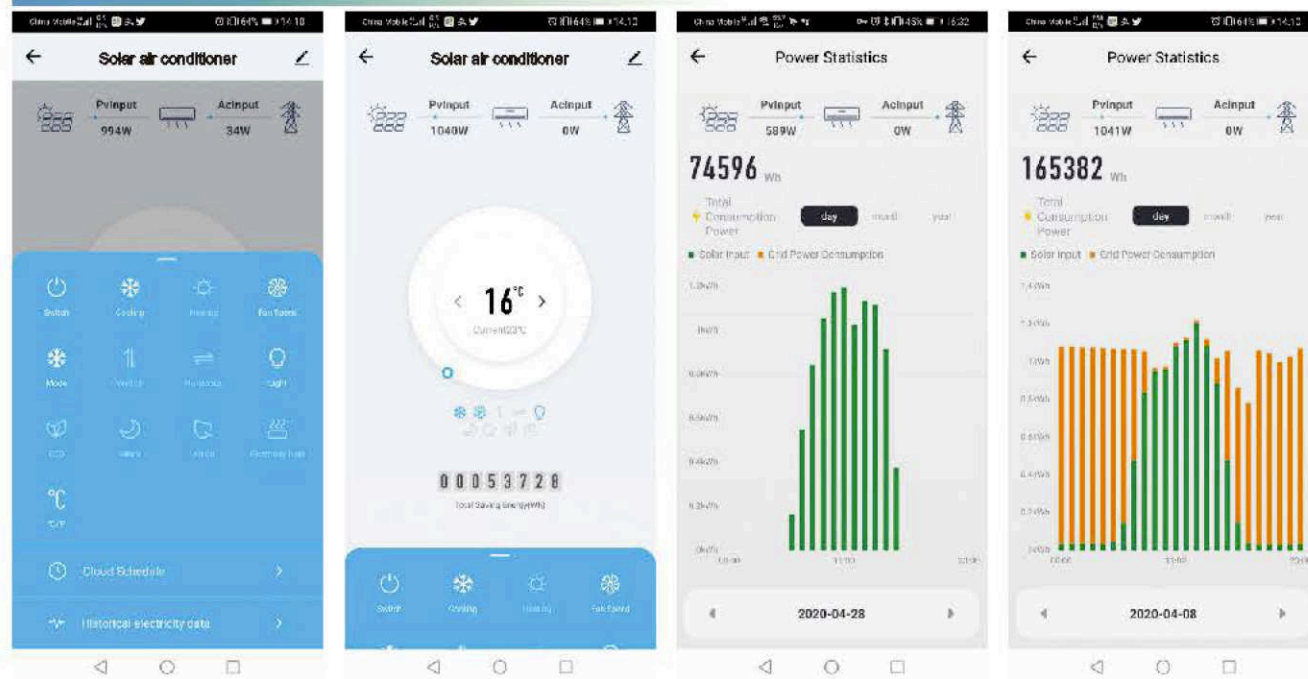


# INTELLIGENT WIFI FUNCTION

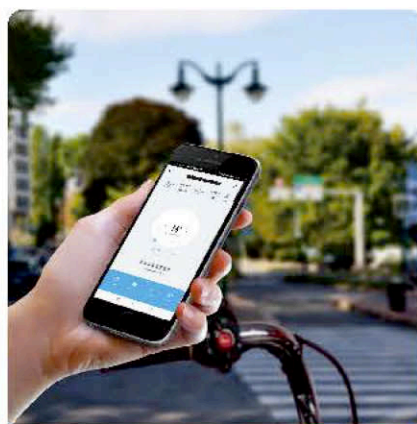
**GOSOLAR**  
BY ATIMEX  
MONOCRYSTALLINE SOLAR MODULE




# SMART CONTROL



Forget to turn off the air conditioner?  
One button remote shutdown



It's cool when you get home?  
Advance booking



Lying still?  
Mobile phone adjustment is more convenient

## Solar Aircon


The WIFI function allows full control, daily and weekly timers, complete visibility with AC and DC consumption and check the history of all power consumption.

- Use WiFi or Bluetooth to control solar air conditioner anywhere
- Share device to your family member
- Control multi devices in one APP
- Timer setting On & Off



Scan QRCode for App smart control

**GOSOLAR**  
BY ATIMEX  
MONOCRYSTALLINE SOLAR MODULE



## CORE ADVANTAGE



DC inverter  
air conditioner



Hybrid ACDC solar  
air conditioner



0%-20%

AC Power supply  
(220V 50/60HZ)

DC Power supply  
(80VDC-380VDC)

AC+DC Mix Power

No electricity works

App smart control

App smart power meter

Soft power start

Average Energy saving



60%-100%

GOSOLAR  
MONOCRYSTALLINE SOLAR MODULE



POWER SAVING  
AND  
MUTE

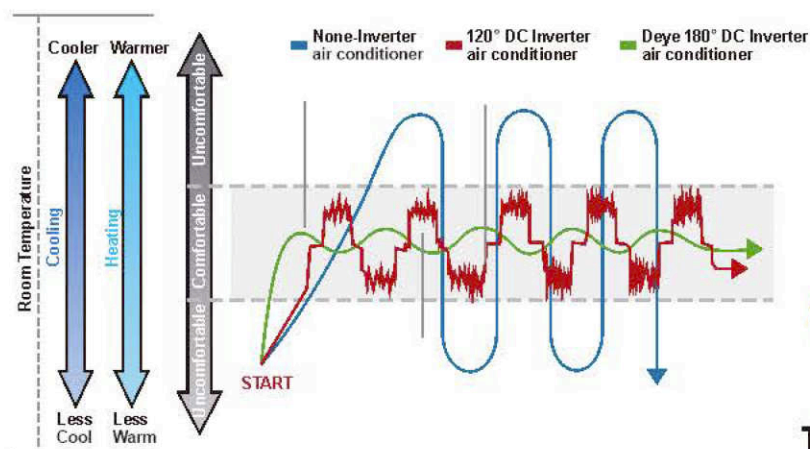
As low as



16 Decibel

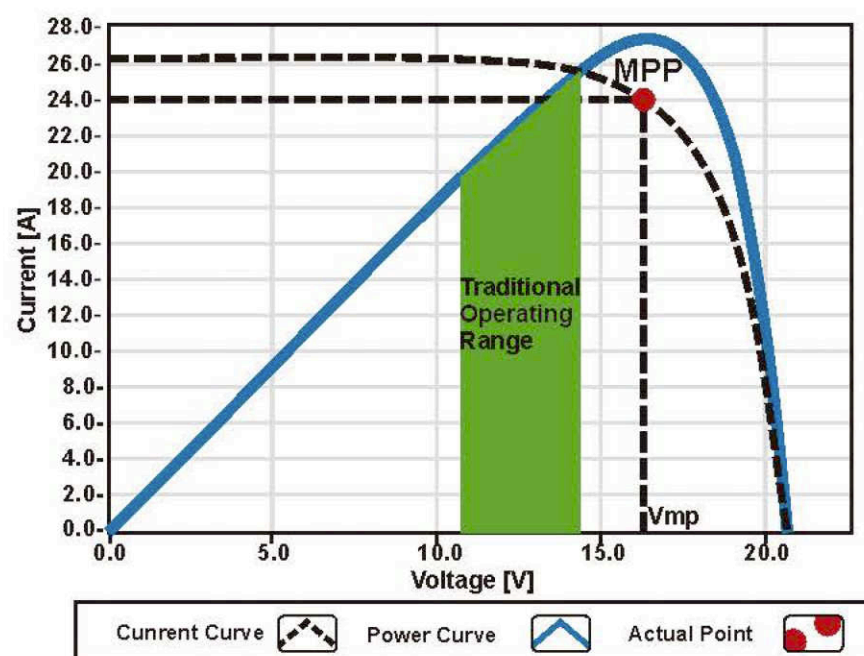


# GLOBAL CORE PATENT



**Twin Rotary Compressor**

Deye has own 180° sine wave DC inverter controller technology for inverter air conditioner, "SVPWM" which makes the compressor ran at low frequency below 0.1Hz, improve the utilization of the DC compressor by 13% compared with 120° DC inverter controller technology. By 32% compared with Non-inverter air conditioner.  
(Patent Number: ZL 2009 1 0127633.8)


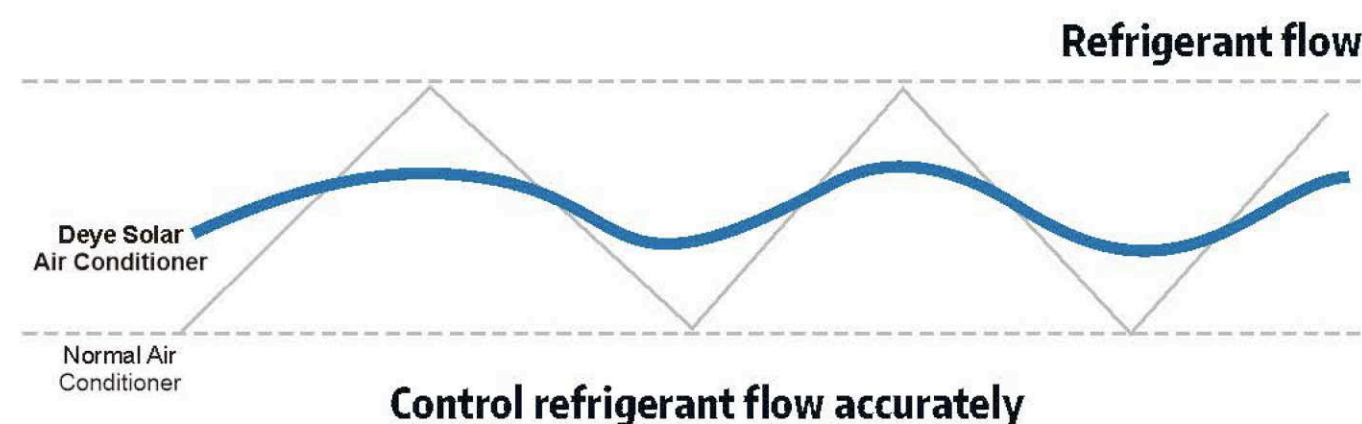


**80V-380V Mppt**

**MPPT efficiency:**  
99.9%  
DC to DC  
0 convert lose  
10+ years life design

# ADVANCED REFRIGERANT CONTROL TECHNOLOGY

**Adopt EEV to control refrigerant flow accurately,  
make room more comfortable**




**EEV ( Electronic expansion valve )**

## CORE TECHNOLOGY



**Twin Rotary  
DC Compressor**



**Outdoor DC  
fan motor**



**Indoor DC  
fan motor**

### 3D DC inverter, high efficiency and energy saving

By combining the high-efficiency DC inverter compressor and indoor/ outdoor DC motor with the full DC control system, comprehensively enhance the air conditioning performance and ensure the real-time adjustment of the motor speed and refrigerant flow according to the changing environment, making the A/C run in the most energy-saving situation with maximum cooling/heating efficiency.


### Triple protection

Provide the timely self-protection for the compressor, electric control and motor in case of abnormal circumstances and faults.



### Wide voltage operation

The air conditioner can be started and operated at 150V-260V to avoid damage to the air conditioner caused by unstable voltage.




### 4D Air supply

Horizontal and vertical adjustable air deflector design can achieve all-round air supply, making air conditioning airflow every corner of the room.



### Golden fins

Improves heat exchange efficiency and withstands salty air, rain and other corrosive Elements.



# ON GRID ACDC AIR CONDITIONER

**Solar Model  
On Grid ACDC Air Conditioner**

Items	Unit	9000 BTU	12000 BTU	18000 BTU	24000 BTU
Solar Power Voltage	V	80~380	80~380	80~380	80~380
Grid Power Voltage	V / Hz	208V-240V / 50-60HZ	208V-240V / 50-60HZ	208V-240V / 50-60HZ	208V-240V / 50-60HZ
Cooling Capacity	W	2640 (1000-3570)	3510 (900-3900)	5070 (1200-6000)	6450 (1800-7900)
Cooling power input	W	650 (200-1120)	940 (190-1270)	1400 (220-2100)	1790 (300-3200)
Heating Capacity	W	2900 (800-3573)	4100 (900-4500)	6100 (1200-6800)	7800 (1800-9100)
Heating power input	W	700 (160-1400)	1170 (190-1700)	1770 (220-2500)	2290 (300-3500)
EER	W/W	4.06	3.75	3.60	3.60
COP	W/W	4.14	3.50	3.45	3.40
Compressor	Brand	HIGHLY	HIGHLY	HIGHLY	Panasonic
Loading Quantity 20'GP / 40'HQ	Unit	75/200	75/200	65/150	50/120

**GOSOLAR**  
BY ATREX  
MONOCRYSTALLINE SOLAR MODULE



**-15°C~58°C**

**RUN AND COMFORTABLE**

With the leading two-stage compression (EVI) and cooling system optimization technology and high reliable unit components to ensure the reliable operation even in extreme ambient temperature (heating at -15°C, cooling at 58°C)

**-15°C**

**58°C**



# OFF GRID DC 48V AIR CONDITIONER

Solar Model  
OFF Grid DC 48V Air Conditioner

Items	Unit	12000 BTU	18000 BTU	24000 BTU
Solar Power Voltage	V	DC48V (46~58V)	DC48V (46~58V)	DC48V (46~58V)
Cooling Capacity	W	3510 (1000-3700)	5070 (1200-5250)	6450 (2500-7000)
Cooling power input	W	930 (200-1080)	1450 (220-1525)	1840 (450-2230)
Heating Capacity	W	3900 (1000-4000)	5250 (1200-5500)	7000 (2000-7350)
Heating power input	W	1030 (180-1020)	1300 (220-1454)	2040 (390-2200)
EER	WW	3.80	3.50	3.50
COP	WW	3.80	4.05	3.45
Compressor	Brand	GMCC	HIGHLY	Panasonic
Loading Quanlity 20'GP / 40'HQ	Unit	75/200	65/150	50/120

STRONG COOLING AND HEATING

60s

RAPID HEATING

Wi Fi

30s

QUICK COOLING

9

# ON GRID ACDC DUCTED AIR CONDITIONER

Solar Model On Grid ACDC Ducted Air Conditioner			
Items	Unit	18000 BTU	24000 BTU
Solar Power Voltage	V	80~380	80~380
Grid Power Voltage	V / Hz	208V-240V / 50-60HZ	208V-240V / 50-60HZ
Cooling Capacity	W	5150(1200-5800)	6750(1800-7500)
Cooling power input	W	1400(220-1750)	1850(300-2500)
Heating Capacity	W	5200(1200-5400)	7400(1800-7600)
Heating power input	W	1310(220-1400)	1950(300-2100)
EER	W/W	3.67	3.65
COP	W/W	3.99	3.80
Compressor	Brand	HIGHLY	Panasonic
Loading Quantity 20'GP / 40'HQ	Unit	46/112	40/100



●DC Inverter Compressor



●WIFI function



●Hidden installation



# ON GRID ACDC WATER HEATER

**Solar Model  
On Grid ACDC Water Heater**

Items	Unit	15000BTU	21000BTU	28000BTU
Solar Power Voltage	V	80~380	80~380	80~380
Grid Power Voltage	V / Hz	208V-240V / 50-60HZ	208V-240V / 50-60HZ	208V-240V / 50-60HZ
Heating Capacity	W	4200	6100	7800
Heating power input	W	970	1400	1700
Outlet temperature	°C	20-58	20-58	20-58
COP	W/W	4.33	4.36	4.59
Water tank Volume	L	300	500	800

- Max. water output temperature: 60°C.
- Sealed refrigerant circuit, easy for plumber installation.
- Super electricity saving. Daytime heated by solar energy, used in night.

# ON GRID ACDC SWIMMING POOL AIR CONDITIONER

Solar Model On Grid ACDC Swimming Pool Air Conditioner			
Items	Unit	10kW	13kW
Solar Power Voltage	V	80~380	80~380
Grid Power Voltage	V / Hz	208V-240V / 50-60HZ	208V-240V / 50-60HZ
Heating Capacity (27/24.3°C)	W	2000-9500	2200-13000
Heating power input (27/24.3°C)	W	160-1500	180-2300
COP	W/W	12.50-6.33	12.22-5.65
Heating Capacity (15/12°C)	W	1300-7100	1800-9200
Heating power input (15/12°C)	W	200-1550	270-2050
COP	W/W	6.50-4.58	6.67-4.49
Heating: Outdoor air temp:24°C/24.3°C, Inlet water temp:26°C Heating:Outdoor airtemp:15°C/12°C, Inlet water temp:26°C Operating range:Ambient temperature:-7-43°C    Water temperature:9-40°C			

- Max. water output temperature: 35°C.
- Super electricity saving.

# KITCHEN AIR CONDITIONER

Kitchen Air Conditioner

Items	Unit	9000BTU	12000BTU
Grid Power Voltage	V / Hz	208V-240V / 50HZ	208V-240V / 50HZ
Cooling Capacity	W	2500	3500
Cooling power input	W	1080	1350
EER	W/W	2.31	2.59
Test conditioner 35°C/60%			



- Easy installation. No outdoor unit.
- Cooling, Dehumidification, Ventilation mode.